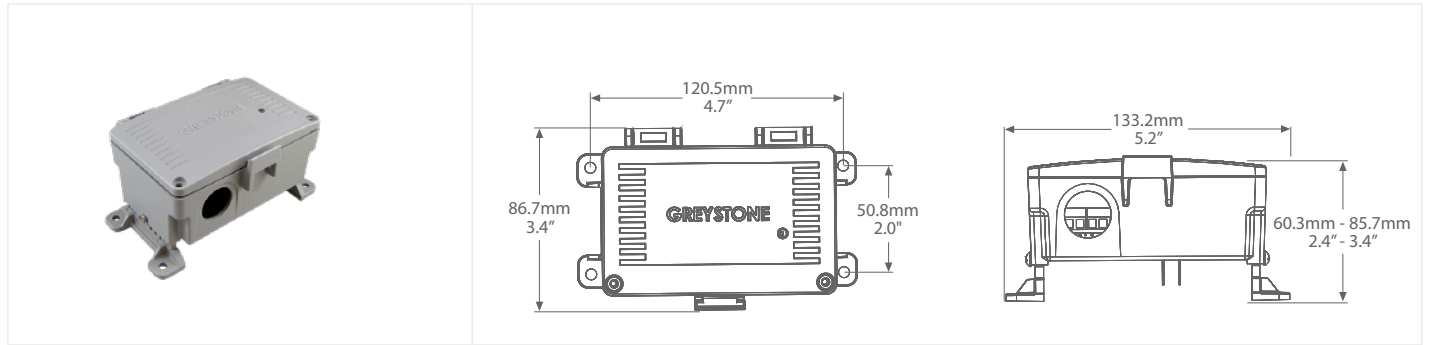




WATER DETECTOR, SPOT



WLDS SERIES

PRODUCT DESCRIPTION

The spot water detector is used to detect the presence of water or conductive liquids. It is available with either one or two relay outputs and is designed to signal alarms if one or more of three conditions are met: water is detected, power is lost to the unit, or if there is an internal failure.

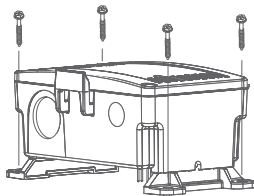
The spot water detector is housed in an IP65 rated enclosure with sensing probes protruding from the bottom.

It features height adjustable mounting legs that include 5 preset mounting heights. An LED provides visual status indication.

TYPICAL INSTALLATION

For complete installation and wiring details, please refer to the product installation instructions.

The water detector enclosure can be mounted directly to the floor of the area requiring monitoring.



SPECIFICATIONS

POWER SUPPLY	12 - 27 Vac/dc
SUPPLY CURRENT	125 mA max @ 24 Vac
ALARM OUTPUTS	1 or 2 Form C relay(s), NO/NC, rated 2 Amps @ 30 VAC/VDC, 0.5 Amps @ 120 VAC (resistive load)
VISUAL INDICATION	Bi-color LED - Green, Red
OPERATING TEMPERATURE	0 to 50°C (32 to 122°F)
ENCLOSURE	ABS with hinged and gasket cover, IP65 (NEMA 4X)
DIMENSIONS	133.2mm L x 86.7mm W x 60.3-85.7mm H (5.2" x 3.4" x 2.4" - 3.4")
SENSING PROBE HEIGHT	Adjustable, 1mm (0.04") to 26mm (1.04") - 5 pre-set heights
APPROVALS	CE, RoHS
COUNTRY OF ORIGIN	Canada

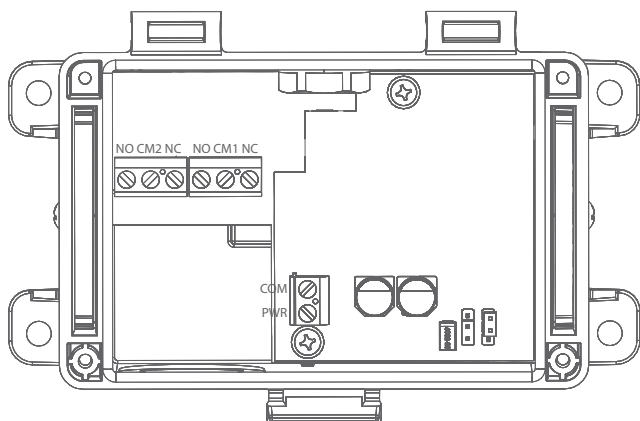
APPLICATION

The following chart gives examples of what types of fluids the WLD can and cannot be used to detect.

FLUIDS THAT CAN BE DETECTED	FLUIDS THAT CAN'T BE DETECTED
City water	Pure water
Sea water	Gasoline
Copper sulfate solution	Oil
Weak acid	Brake fluid
Weak base	Alcohol
Household ammonia	Ethylene glycol
Water & glycol mixture	Paraffin
Wet soil	Dry soil
Coffee	Whiskey



WIRING INFORMATION



TERMINAL	FUNCTION
NO	Normally Open Contact
CM1	COMMON
NC	Normally Closed Contact
NO	Normally Open Contact
CM2	COMMON
NC	Normally Closed Contact
COM	COMMON
PWR	+24 VAC/DC

*Terminals only present if option ordered.

ORDERING

PRODUCT	WLDS	Water Detector, Spot
RELAY	1	1 Relay
	2	2 Relays

NOTE: Greystone Energy Systems, Inc. reserves the right to make design modifications without prior notice.

PART NUMBER

WLDS