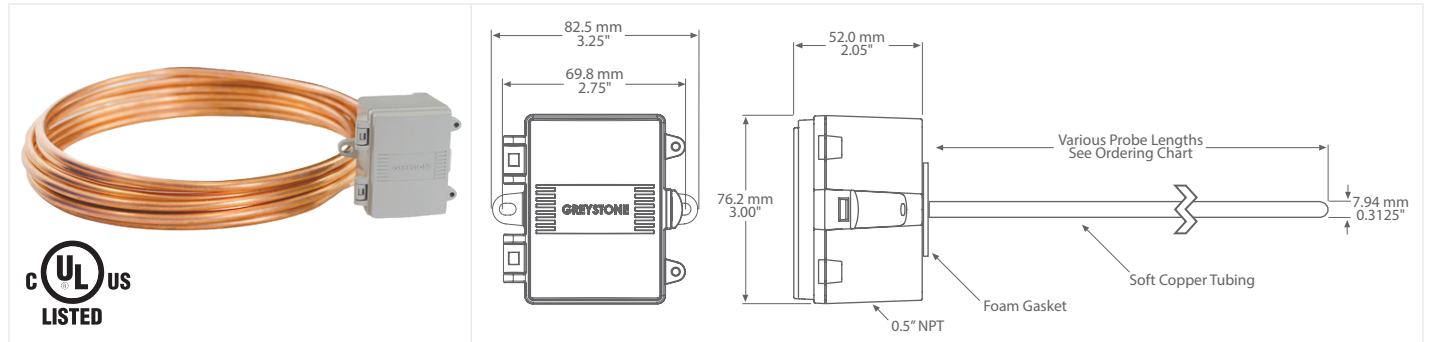




FLEXIBLE COPPER NETWORK DUCT AVERAGE TEMPERATURE SENSOR



TNDC SERIES

PRODUCT DESCRIPTION

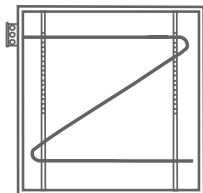
The multi point duct average network temperature sensor incorporates numerous precision sensors at equal distances encapsulated in a 7.94 mm (0.3125") OD, soft copper probe that is available in various lengths. All probes provide excellent heat transfer, fast response and resist moisture penetration. The transmitter provides a BACnet® or Modbus signal for network connection. A compact ABS enclosure with a hinged and gasketed cover is provided for ease of installation.

TYPICAL INSTALLATION

For complete installation and wiring details, please refer to the product installation instructions.

The duct average probes are installed through a hole in the side of the duct to monitor an average temperature within the duct. Select a probe length that allows for criss-crossing the duct multiple times. Install the probes in a straight section of duct at a suitable distance downstream from any heating, cooling, or humidification devices.

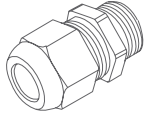
The enclosure provides mounting tabs for ease of installation.



SPECIFICATIONS

POWER SUPPLY	BACnet®: 24 Vac/dc $\pm 10\%$ (non-isolated half-wave rectified) Modbus: 24 Vac/dc $\pm 20\%$ (non-isolated half-wave rectified)
CONSUMPTION	BACnet®: 25 mA max @ 24 Vdc Modbus: 10 mA max @ 24 Vdc
OPERATING ENVIRONMENT	-40 to 60°C (-40 to 140°F), 5 to 95 %RH non-condensing
PROBE MATERIAL	Soft copper
PROBE DIAMETER	7.94 mm (0.3125")
PROBE SENSING RANGE	-20 to 60°C (-4 to 140°F)
STANDARD LENGTHS	1.8m, 3.6m, 6.1m, 7.3m, 15.2m (6', 12', 20', 24', 50')
WIRING CONNECTIONS	Screw terminal block (14 to 22 AWG)
ENCLOSURE	A: ABS, UL94-V0, IP65 (NEMA 4X) E: Same as A, with thread adapter (1/2" NPT to M16) and cable gland fitting
TEMPERATURE	Sensing Element: NTC thermistor Accuracy: $\pm 0.2^\circ\text{C}$ ($\pm 0.36^\circ\text{F}$) @ 0 to 70°C (32 to 158°F) Resolution: 0.1°C/°F
BACnet® COMMUNICATIONS INTERFACE	Hardware: 2 wire RS-485 Software: Native BACnet® MS/TP protocol Baud Rate: 9600, 19200, 38400, 57600, 76800, or 115200 (auto-detect) Network Address Range: Locally set to 0-127 Serial Configuration: 8N1
MODBUS COMMUNICATIONS INTERFACE	Hardware: 2 wire RS-485 Software: Native Modbus MS/TP protocol (RTU) Baud Rate: 9600, 19200, 38400, 57600, 76800, or 115200 (auto-detect) Network Address Range: Locally set to 1-255 (switch selectable) Parity: None Stop Bits: 1 CRC: A001 (CRC-16 reverse)
INPUT VOLTAGE EFFECT	Negligible over specified operating range
PROTECTION CIRCUITRY	Reverse voltage protected and transient protected
PROTECTION CLASS	III
POWER SOURCE UL	24VAC/DC, 50/60HZ, 25mA, SELV, Class 2
EU CONFORMITY	CE
CERTIFICATION	UL 60730 & CSA E60730
UL 2043 / CSA / ULC S142 COMPLIANT	Suitable for Use in Air Handling Spaces in Accordance with Section 300.22, (C) of the National Electrical Code
PURPOSE OF CONTROL	Operating Control
TYPE OF ACTION	Type 1
IMPULSE VOLTAGE	330V
POLLUTION DEGREE	2
COUNTRY OF ORIGIN	Canada

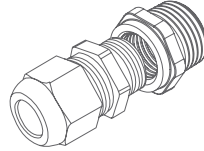
ACCESSORIES - INCLUDED WITH E ENCLOSURE OPTION



CABLE GLAND FITTING



THREAD ADAPTER 1/2" NPT TO M16



BACnet® COMMUNICATION

BACnet® is a data communication protocol for building automation and control networks. The sensor communicates on a standard 2-wire RS-485 MS/TP network designed to run at speeds from 9600 to 115200 baud over twisted pair wiring.

BACnet® is a registered trademark of ASHRAE. ASHRAE does not endorse, approve or test products for compliance with ASHRAE standards. Compliance of BACnet® listed products to the requirements of ASHRAE Standard 135 is the responsibility of BACnet® International (BI). BTL is a registered trademark of BI.

MODBUS COMMUNICATION

Modbus is a network protocol for industrial manufacturing environments. The sensor communicates on a standard Modbus network using the RTU (Remote Terminal Unit) transmission mode. The hardware interface is RS-485.

ORDERING

PRODUCT	TNDC	Network Flexible Copper Duct Average Temperature Sensor	
ENCLOSURE	A E	ABS, with hinged and gasketed cover Same as C, with thread adapter and cable gland fitting	
SENSOR	20	NTC Thermistor, $\pm 0.2^{\circ}\text{C}$	
PROBE LENGTH	I J K L Q	1.8m (6') 3.6m (12') 6.1m (20') 7.3m (24') 15.2m (50')	4-sensors 4-sensors 4-sensors 9-sensors 16-sensors
COMMUNICATION OUTPUT	B M	BACnet® Modbus	

PART NUMBER

TNDC

NOTE: Greystone Energy Systems, Inc. reserves the right to make design modifications without prior notice.