




GREYSTONE

ENERGY SYSTEMS INC

FLEXIBLE COPPER DUCT AVERAGE HIGH LIMIT THERMOSTAT

THDC Series

The multi point duct average high limit thermostat incorporates several precision thermistor temperature sensors and provides a Form C relay output (NO/NC) with an adjustable setpoint. The sensor is encapsulated in a 7.94 mm (0.3125") OD, soft copper probe and is available in various lengths (see ordering chart). All probes provide excellent heat transfer, fast response and resistance to moisture penetration. A weatherproof Polycarbonate enclosure with a hinged and gasketed cover is provided for ease of installation.



SPECIFICATIONS:

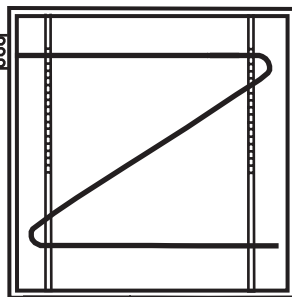
Power Supply:.....12 to 28 Vac/dc
 Consumption:.....50 mA max
 Relay Contacts:.....SPDT, Form C contacts (N.O. and N.C.)
 5 Amps @ 30 Vac/250 Vac resistive
 1.5 Amps @ 30 Vdc/250 Vac inductive
 Relay Action:.....Activates on temperature rise
 Setpoint Operation:.....Single-turn knob-pot on PCB
 Adjustable Setpoint:.....38 to 60°C (100 to 140°F)
 Setpoint Temperature:.....Low/Mid/High jumper selectable
 Differential 1.1, 2.8, 5.6°C (2.5, 10°F)
 Temperature Sensor:.....10K ohm curve matched precision thermistor
 Sensor Accuracy:.....±0.2°C, 0 to 70°C (±0.36°F, 32 to 158°F)
 Probe Sensing Range:.....-20 to 60°C (-4 to 140°F)
 Probe Material:.....Soft copper
 Probe Diameter:.....7.94 mm (0.3125")
 Probe Length:.....1800 mm, 3600 mm, 6100 mm, 7300 mm
 (6', 12', 20', 24')
 Wire Material:.....FT-6 Plenum-rated cable
 Operating Conditions:.....-10 to 50°C (14 to 122°F), 5 to 95% RH, non-condensing
 Storage Conditions:.....-30 to 70°C (-22 to 158°F), 5 to 95% RH, non-condensing
 Wiring Connections:.....Screw terminal block (14 to 22 AWG)
 Enclosure:.....Grey Polycarbonate UL94-V0, IP65 (NEMA 4X)
 F style includes thread adapter (1/2" NPT to M16)
 and cable gland fitting
 Country of Origin:.....Canada

TYPICAL INSTALLATION:

For complete installation and wiring details, please refer to the product installation instructions.

The duct average probes are installed through a hole in the side of the duct to monitor an average temperature within the duct. Select a probe length that allows for criss-crossing the duct multiple times. Install the probes in a straight section of duct at a suitable distance downstream from any heating, cooling or humidification devices.

The enclosure provides mounting tabs for ease of installation.

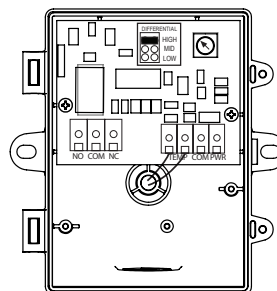


PART NUMBER SELECTED

PRODUCT SELECTION INFORMATION:

MODEL	Product Description
THDC	Flexible Copper Duct Average High Limit Thermostat
CODE	Enclosure
B	Polycarbonate, with hinged & gasketed cover
F	Same as B, with thread adapter & cable gland
CODE	Sensor
24	10,000 Ω, Type 2, NTC Thermistor, ±0.2°C
CODE	Probe Length
I	1800 mm (6')
J	3600 mm (12')
K	6100 mm (20')
L	7300 mm (24')
CODE	Adjustable Setpoint Range
02	38 to 60°C (100 to 140°F)

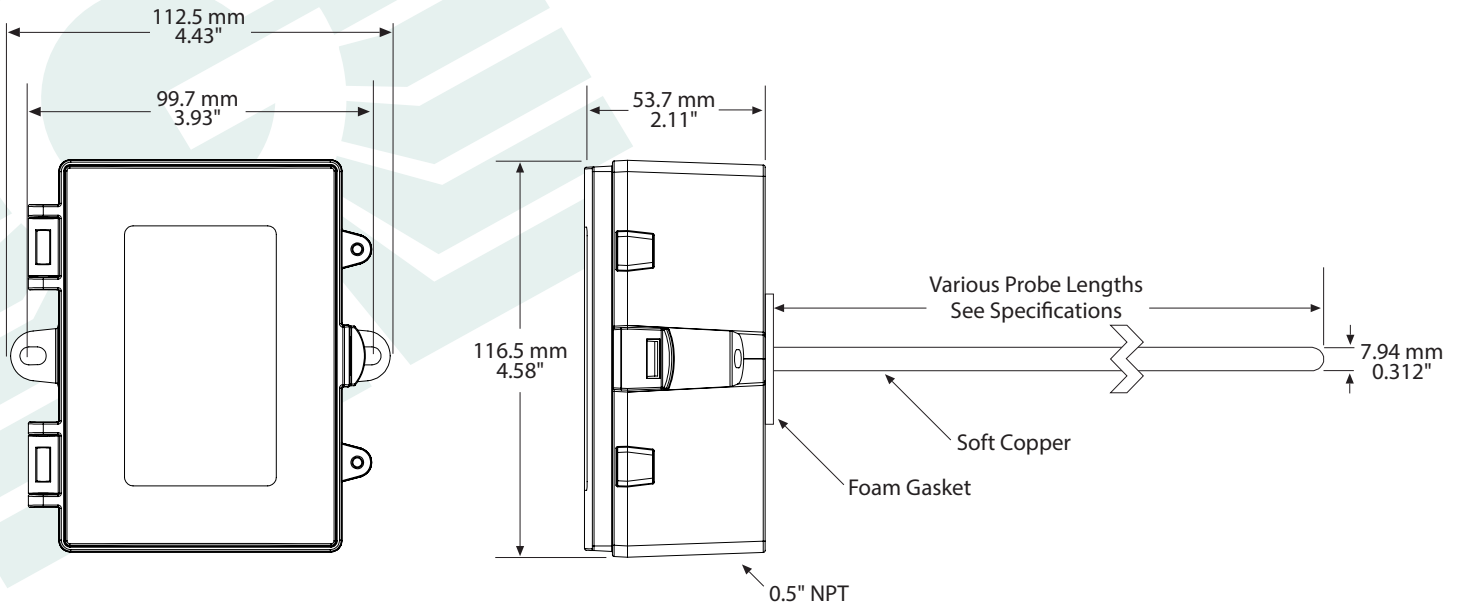
Greystone Energy Systems, Inc. reserves the right to make design modifications without prior notice.



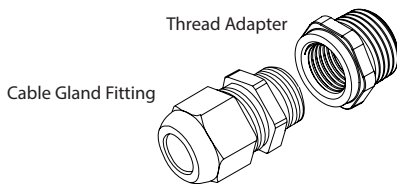
Wiring:

Terminal	Function
PWR	Power Supply
COM	Power Supply Common
TEMP (2)	Temperature Sensor Input
NO	Relay Output - Normally Open Contact
COM	Relay Common
NC	Relay Output - Normally Closed Contact

DIMENSIONS:



Included with F enclosure option



GREYSTONE
ENERGY SYSTEMS INC

Greystone Energy Systems, Inc.
150 English Drive, Moncton,
New Brunswick, Canada E1E 4G7
(506) 853-3057 Fax: (506) 853-6014
North America: 1-800-561-5611
e-mail: mail@greystoneenergy.com
www.greystoneenergy.com

RoHS
COMPLIANT



Greystone Energy Systems Inc. is one of North America's largest ISO registered manufacturers of HVAC/R sensors and transmitters for Building Automation Management Systems.

We have conscientiously established a worldwide reputation as an industry leader by maintaining leading-edge design technology, prompt technical support, and a commitment to on-time deliveries. We take pride in our Quality Management System which is ISO 9001 certified, assuring our customers of consistent product reliability.

GREYSTONE HAS AN **ISO 9001** REGISTERED QUALITY SYSTEM