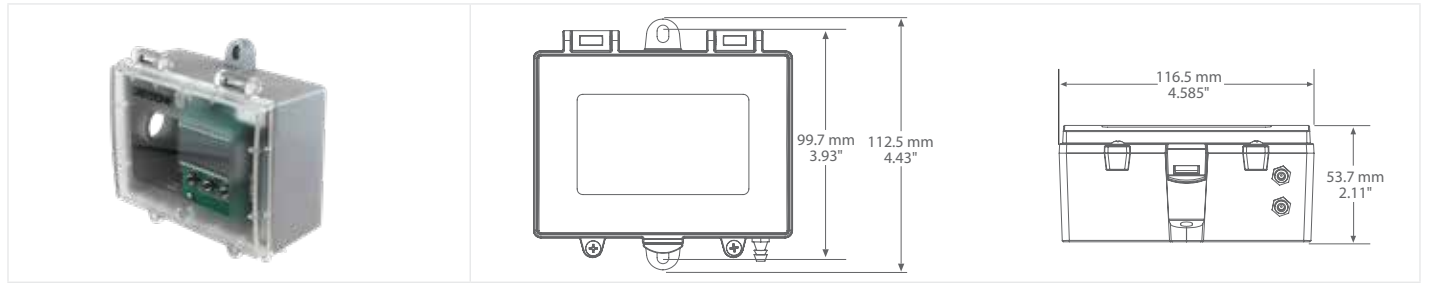




ULTRA LOW PRESSURE TRANSMITTER



UP SERIES

PRODUCT DESCRIPTION

The Ultra Low Pressure Transmitter is used to measure differential pressure up to 1"wc or 250 Pa and transmit via Analog and BACnet® Communications. It combines precision high sensitivity silicon sensing capabilities and the latest ASIC technology to substantially reduce offset errors due to changes in temperature, stability to warm-up, long term instability and position sensitivity. It is ideal for monitoring pressure for air or other clean inert gas. It features bi-directional pressure measurement, an on-board auto-zero function, a backlight LCD to display the pressure value and an alarm relay with variable trip points. The device is field-configurable via the local menu or the BACnet® connection. A weatherproof Polycarbonate enclosure with a hinged and gasketed cover is provided for ease of installation.


TYPICAL INSTALLATION

For complete installation and wiring details, please refer to the product installation instructions.

The UP mounts on any surface using the two holes provided on the base of the unit. Make sure there is enough space around the unit to connect the pressure tubing without kinking and avoid locations where severe vibrations or excessive moisture are present.

The unit may be mounted in any position but typically is installed on a vertical surface with pressure ports on the bottom and the cable entrance on the bottom. The enclosure has a standard opening for a 1/2" conduit and may be installed with either conduit and a conduit coupler or a cable gland type fitting.

The enclosure provides mounting tabs for ease of installation.

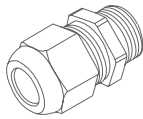


SPECIFICATIONS

ACCURACY	±1% F.S. of selected range @ 22°C (72°F) including hysteresis, non-linearity and repeatability
PRESSURE RANGE	UPB1B: ±1 "WC or ±250 Pa UPB2B: ±0.25 "WC or ±60 Pa UPB1A: ±1", 0-1", ±0.5", 0-0.5 "WC, ±250, 0-250, ±125, 0-125 Pa UPB2A: ±0.25", 0-0.25", ±0.125", 0-0.125 "WC, ±60, 0-60, ±30, 0-30 Pa
STABILITY	<±1% F.S.O. (1 year)
THERMAL EFFECTS	±2% F.S. maximum, 10 to 40°C (50 to 104°F)
RESPONSE TIME	BACnet®: 1 to 60 seconds, menu or BACnet® selectable Analog: 1 to 60 seconds, menu selectable
PROOF PRESSURE	UPB1: 100 "WC (24.9 kPa) UPB2: 40 "WC (9.96 kPa)
BURST PRESSURE	UPB1: 200 "WC (49.8 kPa) UPB2: 80 "WC (19.9 kPa)
OPERATING CONDITIONS	0 to 50°C (32 to 122°F), 5 to 95 %RH, non-condensing
MEDIA COMPATIBILITY	Dry air or inert gas
ZERO ADJUSTMENTS	Pushbutton, digital input auto zero, or via BACnet®
POWER SUPPLY	24 Vac/dc ±10%
POWER CONSUMPTION	Analog: 37 mA maximum BACnet®: 52 mA maximum
INPUT VOLTAGE EFFECT	Negligible over operating range
PROTECTION CIRCUITRY	Reverse voltage protected and output limited
OUTPUT SIGNAL	3-Wire: 4-20 mA, 0-5 or 0-10 Vdc, field selectable
OUTPUT DRIVE CAPABILITIES	Current: 750 Ω maximum Voltage: 2,000 Ω min
DISPLAY	Size: 38.1 x 16.5 mm (1.5" x 0.65") Digit Height: 11.43 mm (0.45") Symbols: "WC, Pa Backlight: Enable/disable/auto
ALARM FUNCTIONS	Relay Output: N.O. contact, 2 Amps @ 120 Vac or 30 Vdc Relay Trip Point: Upper and lower alarms adjustable over the pressure range Relay Delay: 0 to 10 minutes, via keypad or BACnet®
BACnet®	Communications: 2-Wire RS-485, BACnet® MS/TP protocol Baud Rate: Locally set to 9600, 19200, 38400, or 76800 MAC Address Range: Locally set to 0-127 (factory default is 3)
STORAGE TEMPERATURE	-30 to 60°C (-22 to 140°F)
WIRING CONNECTIONS	Screw terminal block
PRESSURE CONNECTIONS	6.35 mm (0.25") Nylon barb fitting for 3.175 mm (0.125") to 4.762 mm (0.1875") ID tubing
CONDUIT CONNECTION	Access hole for 1/2" NPT conduit or cable gland
ENCLOSURE	B: Grey Polycarbonate UL94-V0, IP65 (NEMA 4X) F: Same as B, with thread adapter (1/2" NPT to M16) and cable gland fitting
APPROVALS	CE, RoHS
COUNTRY OF ORIGIN	Canada



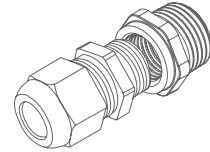
ACCESSORIES - INCLUDED WITH F ENCLOSURE OPTION



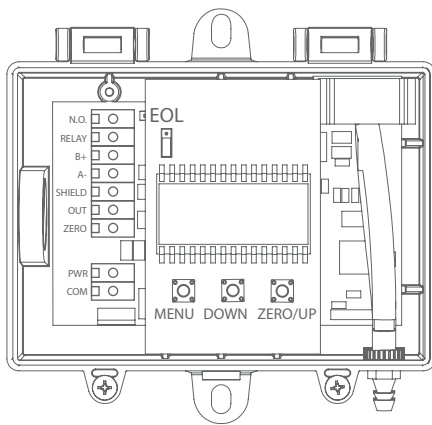
CABLE GLAND FITTING



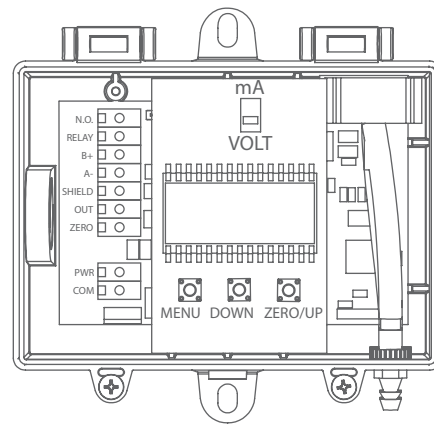
THREAD ADAPTER 1/2" NPT TO M16



PCB CONFIGURATIONS



BACnet® UP



Analog UP

ORDERING

PRODUCT	UP	Ultra Low Pressure Transmitter
ENCLOSURE	B F	Polycarbonate with hinged and gasketed cover Same as B, with thread adapter & cable gland fitting
PRESSURE RANGES - SELECTABLE	1 2	Analog: ±1 "WC, ±0.5 "WC, ±250 Pa, ±125 Pa Analog: ±0.25 "WC, ±0.125 "WC, ±60 Pa, ±30 Pa
OUTPUT	A B	Analog BACnet®
OPTIONS	X R	No relay Relay

PART NUMBER

UP

NOTE: Greystone Energy Systems, Inc. reserves the right to make design modifications without prior notice.
NOTE: All ranges field selectable, 0-XX or -XX to XX



Greystone Energy Systems, Inc.
150 English Drive, Moncton,
New Brunswick, Canada E1E 4G7

Ph: +1 (506) 853-3057 Fax: +1 (506) 853-6014
North America: 1-800-561-5611
E-mail: mail@greystoneenergy.com