
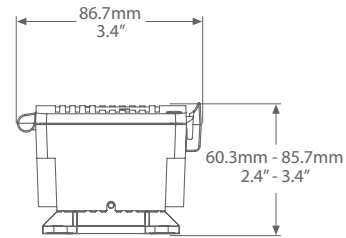
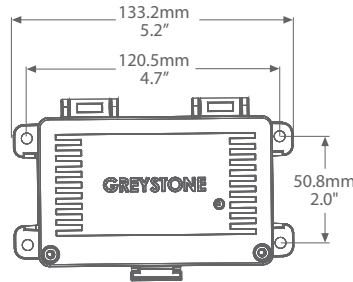




WATER DETECTOR, CONDUCTIVITY CABLE



WLDC SERIES

PRODUCT DESCRIPTION

The conductivity cable water detector is used to detect the presence of water or conductive liquids. It is available with either one or two relay outputs and is designed to signal alarms if one or more of three conditions are met: water is detected, power is lost to the unit, or if there is an internal failure.

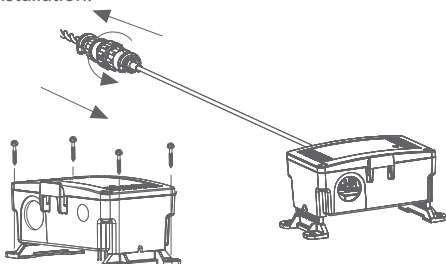
The conductivity cable water detector is housed in an IP65 rated enclosure with various lengths of cable available. An optional leader cable is also available in various lengths. It features height adjustable mounting legs that include 5 preset mounting heights. An LED provides visual status indication.

TYPICAL INSTALLATION

For complete installation and wiring details, please refer to the product installation instructions.

The water detector enclosure can be mounted directly to the floor of the area requiring monitoring or on a nearby wall.

If the device was ordered with a leader cable, the conductivity cable can be disconnected to assist in installation.



SPECIFICATIONS

POWER SUPPLY	12 - 27 Vac/dc
SUPPLY CURRENT	125 mA max @ 24 Vac
ALARM OUTPUTS	1 or 2 Form C relay(s), NO/NC, rated 2 Amps @ 30 VAC/VDC, 0.5 Amps @ 120 VAC (resistive load)
VISUAL INDICATION	Tri-color LED - Green, Yellow, Red
OPERATING TEMPERATURE	0 to 50°C (32 to 122°F)
ENCLOSURE	ABS with hinged and gasket cover, IP65 (NEMA 4X)
DIMENSIONS	133.2mm L x 86.7mm W x 60.3-85.7mm H (5.2" x 3.4" x 2.4" - 3.4")
OPTIONAL LEADER CABLE	FT-6 Plenum rated
APPROVALS	CE, RoHS
COUNTRY OF ORIGIN	Canada

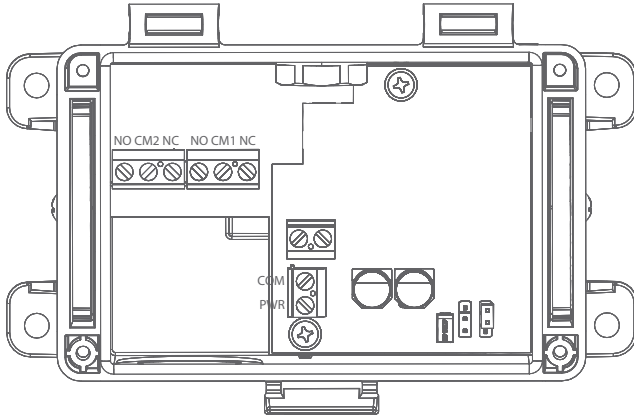
APPLICATION

The following chart gives examples of what types of fluids the WLD can and cannot be used to detect.

FLUIDS THAT CAN BE DETECTED	FLUIDS THAT CAN'T BE DETECTED
City water	Pure water
Sea water	Gasoline
Copper sulfate solution	Oil
Weak acid	Brake fluid
Weak base	Alcohol
Household ammonia	Ethylene glycol
Water & glycol mixture	Parafin
Wet soil	Dry soil
Coffee	Whiskey



WIRING INFORMATION



TERMINAL

NO
CM1
NC

NO
CM2
NC

COM
PWR

FUNCTION

Normally Open Contact
COMMON
Normally Closed Contact

Normally Open Contact
COMMON
Normally Closed Contact

COMMON
+24 VDC/VDC

*Terminals only present if option orderd

ORDERING

PRODUCT	WLDC	Water Detector with Conductivity Cable
RELAY	1 2	1 Relay 2 Relay
LEADER CABLE LENGTH	00 02 05 10	No Leader Cable 2m (6.5') 5m (16.4') 10m (32.8')
CONDUCTIVITY CABLE LENGTH	C002 C003 C005 C010 C015 C020 C050	2m (6.5') 3m (9.8') 5m (16.4') 10m (32.8') 15m (49.2') 20m (65.6') 50m (164')

NOTE: Greystone Energy Systems, Inc. reserves the right to make design modifications without prior notice.

PART NUMBER

WLDC